


# ASSEMBLY INSTRUCTIONS FOR KURANDA 2 TIER CAT TOWER

**Tools Needed** – Phillips Head Screwdriver, 7/16 Wrench or Adjustable Wrench  
Flat surface to work on (table preferred)

**Parts List-**

2 Fabric Mats  
8 PVC slotted pipe (4 long / 4 short)  
8 PVC 12.5" legs – 4 leg caps  
4 top corners – 12 bottom corners  
8 machine screws (2 1/4"),  
8 machine screws (2 3/4")  
16 lock nuts


**5) Check top corners to be sure they are square. Set top fabric with pipe sleeves on top of upper corners. Screw top corners into place using 2 1/4" machine screws and locknuts.**




- 1) Lay fabric flat with underside facing up
- 2) Insert fabric into the channel on each length of pipe.



- 6) Place rubber caps on 11" legs and insert legs into corners.



- 3) On bottom bed fabric, Secure two bottom corners (as oriented in the picture below) with 2 3/4" machine screws and lock nuts. You can insert the bunk post into the corner as well.
- 4) Tighten bolts, be careful not to overtighten.



**NOTE: TIGHTEN PROPERLY** – correct tightening will leave end of bolt flush with the nuts' white nylon locking material. **INSUFFICIENT OR OVER TIGHTENING OF THE CORNERS MAY RESULT IN CRACKING.**

## **Kuranda Dog Bed Guarantees:**

We guarantee the structural integrity of the frame and fabric of our dog beds for a period of one year from date of purchase. As such Kuranda will replace fabrics and frame parts, including legs and corner fittings, at no charge.

**Individual dog owners** We will replace frame parts and fabric damaged by purchaser's dog to the point of not being useable at no charge for a period of one year from date of purchase. This warranty includes chewing of legs and corner fittings. Multiple fabric replacements will be handled on a case by case basis.

**Boarding kennels, veterinary hospitals, shelters, trainers, and breeders** We will replace frame parts damaged by client dogs to the point of not being useable at no charge for a period of one year from date of purchase. This warranty includes chewing of legs and corner fittings. We will replace at no charge Cordura nylon, Ballistic nylon, and 40 oz solid vinyl fabrics for a period of 1 year from date of purchase. We will handle Textilene vinyl weave replacements on a case by case basis.

Please call us if you have any questions 800-752-5308 or 410-761-9551

### **Product Advisory (PVC corners)**

Please be aware that we have found that over tightening the screws on the corners of the beds (even by just one or two full threads) can cause enough added stress that the corner pieces may fail. To maximize the life of the corner fittings, the screw should be flush with or slightly inside the nylon locking material in the nut. If you have any questions, please feel free to contact us by return email, or our toll free phone number. 1-800-752-5308.



Figure 1.  
Correctly tightened.  
Screw is flush with nylon  
locking material



Figure 2.  
Incorrect - too tight.  
Screw extends beyond  
edge of nut.